

# Genetic Summary Report

**Animal Name:** Taisia Of Grand Bastet


**Owner:**

Елизавета Липовенко

**Membership Number :** 15212

**Member Body/Breed Club :** Approved Cat Association (Member)

**Approved Collection Method :** NO





Scan to authenticate  
this Report online

## Owner's details

Name : **Елизавета Липовенко**

## Animal's Details

Registered Name : **Taisia Of Grand Bastet**

Pet Name : **Taisia Of Grand Bastet**

Registration Number :

Breed : **Scottish Fold**

Microchip Number :

Sex : **Female**

Date of Birth : **14th Aug 2020**

Colour :

## Sample Collection Details

Case Number : **22K07652**

Collected By :

Approved Collection : **NO**

Sample Type : **SWAB**

## Test Details

Test Requested : **Feline Comprehensive Genetic Profile (Comprehensive Disease and Trait Screen + DNA Profile)**

Pet Name : **Taisia of Grand Bastet**

Date of Test : **19th Jan 2022**

## Authorisation

Sample with Lab ID Number 22K07652 was received at Orivet Genetics, DNA was extracted and analysed with the following result reported:

.....  
George Sofronidis BSc (Hons)

.....  
Dr Noam Pik BVSc, MAVS





Scan to authenticate  
this Report online

## Animal's Details

Registered Name : Taisia Of Grand Bastet

Pet Name : Taisia Of Grand Bastet

Registration Number :

Breed : Scottish Fold

Microchip Number :

Sex : Female

Date of Birth : 14th Aug 2020

Colour :

## Tests Reported

Diseases	Result
Acute Intermittent Porphyrin (Domestic Short/Long Hair Type)	NEGATIVE / CLEAR [NO VARIANT DETECTED]
Autoimmune Lymphoproliferative Syndrome	NEGATIVE / CLEAR [NO VARIANT DETECTED]
Chylomicronemia - Lipoprotein Lipase Deficiency (Domestic Type)	NEGATIVE / CLEAR [NO VARIANT DETECTED]
Congenital Myasthenic Syndrome	NEGATIVE / CLEAR [NO VARIANT DETECTED]
Cystinuria SLC3A1 (Domestic Short/Long Hair Type)	NEGATIVE / CLEAR [NO VARIANT DETECTED]
Frontonasal Dysplasia (Burmese Head Defect)	NEGATIVE / CLEAR [NO VARIANT DETECTED]
GM1 - Gangliosidosis	NEGATIVE / CLEAR [NO VARIANT DETECTED]
GM2 - Gangliosidosis	NEGATIVE / CLEAR [NO VARIANT DETECTED]
Haemophilia B	NEGATIVE / CLEAR [NO VARIANT DETECTED]
Hereditary Retinal Degeneration PRA (CEP290)	NEGATIVE / CLEAR [NO VARIANT DETECTED]
Hyperoxaluria GRHPR (Domestic Short/Long Hair Type)	NEGATIVE / CLEAR [NO VARIANT DETECTED]

Owner's Name : Елизавета Липовенко

Pet Name : Taisia of Grand Bastet

Microchip Number :

Approved Collection Method: No





Scan to authenticate  
this Report online

## Tests Reported

Diseases	Result
Hypertrophic Cardiomyopathy - Maine Coon	NEGATIVE / CLEAR [NO VARIANT DETECTED]
Hypertrophic Cardiomyopathy - Ragdoll	NEGATIVE / CLEAR [NO VARIANT DETECTED]
Hypokalaemia Periodic Polymyopathy - Burmese	NEGATIVE / CLEAR [NO VARIANT DETECTED]
Mucopolysaccharidosis Type I	NEGATIVE / CLEAR [NO VARIANT DETECTED]
Mucopolysaccharidosis Type VI (D520N) NO ASSOCIATION (MILD FORM)	NEGATIVE / CLEAR [NO VARIANT DETECTED]
Myopathy (COLQ)	NEGATIVE / CLEAR [NO VARIANT DETECTED]
Myotonia Congenita (Feline)	NEGATIVE / CLEAR [NO VARIANT DETECTED]
Niemann-Pick Disease - Sphingomyelinosis	NEGATIVE / CLEAR [NO VARIANT DETECTED]
Polycystic Kidney Disease	NEGATIVE / CLEAR [NO VARIANT DETECTED]
Pyruvate Kinase Deficiency (Feline)	NEGATIVE / CLEAR [NO VARIANT DETECTED]
Spinal Muscular Atrophy	NEGATIVE / CLEAR [NO VARIANT DETECTED]
Vitamin D Rickets	NEGATIVE / CLEAR [NO VARIANT DETECTED]
Blood Groups	TYPE A or Type AB BLOOD GROUP
Sphynx (KRT71 Variant)	NORMAL - NO SPHYNX VARIANT DETECTED
White Gloves (Birman Pattern)	N/N - DOES NOT CARRY THE GLOVING PATTERN


Traits	Result
Agouti	A/A - HOMOZYGOUS FOR AGOUTI COAT PATTERN
Albinism - Siamese	N/N - NO COPIES OF THE ALBINO VARIANT DETECTED


**Owner's Name :** Елизавета Липовенко

**Pet Name :** Taisia of Grand Bastet

**Microchip Number :**

**Approved Collection Method:** No





Scan to authenticate  
this Report online

## Tests Reported


Traits	Result
Amber	E/E - NO COPIES OF THE MUTATION PRESENT FOR AMBER
Chocolate & Cinnamon	B/B - FULL COLOUR [CAT DOES NOT CARRY BROWN OR CINNAMON]
Colourpoint Restriction (Siamese/Burmese)	C/C - FULL COLOUR, CAT DOES NOT CARRY BURMESE (SEPIA) or SIAMESE COLOURPOINT
Curly Coat - Cornish Rex	N/N - NO COPIES OF THE CORNISH REX VARIANT DETECTED
Curly Coat - Selkirk Rex	N/N - NO COPIES OF THE SELKIRK REX VARIANT DETECTED
Dilute (MLPH)	D/D - NO DILUTE ALLELE PRESENT [FULL COLOUR]
Long Hair / Short Hair	N/N - NONE OF LONG HAIR VARIANTS DETECTED [CAT IS SHORT HAIR]
Mocha (Burmese)	Mo/Mo - NO COPY OF THE BURMESE MOCHA (TYR) VARIANT DETECTED
Preaxial Polydactyl	NEGATIVE - NO COPY OF THE POLYDACTYL (Pd) VARIANT DETECTED
Russet Colouration (Burmese)	N/N - NO COPIES OF THE BURMESE RUSSET VARIANT DETECTED

**Owner's Name :** Елизавета Липовенко

**Pet Name :** Taisia of Grand Bastet

**Microchip Number :**

**Approved Collection Method:** No



# Glossary of Genetic Terms (Results)



The terms below are provided to help clarify certain results phrases on your genetic report. The phrases below are those as reported by Orivet and may vary from one laboratory to the other.

## **NEGATIVE / CLEAR [NO VARIANT DETECTED]**

No presence of the variant (mutation) has been detected. The animal is clear of the disease and will not pass on any disease-causing mutation.

## **CARRIER [ONE COPY OF THE VARIANT DETECTED]**

This is also referred to as HETEROZYGOUS. One copy of the normal gene and copy of the affected (mutant) gene has been detected. The animal will not exhibit disease symptoms or develop the disease. Consideration needs to be taken if breeding this animal - if breeding with another carrier or affected or unknown then it may produce an affected offspring.

## **POSITIVE / AT RISK [TWO COPIES OF THE VARIANT DETECTED]**

Two copies of the disease gene variant (mutation) have been detected also referred to as HOMOZYGOUS for the variant. The animal may show symptoms (affected) associated with the disease. Appropriate treatment should be pursued by consulting a Veterinarian.

## **POSITIVE HETEROZYGOUS [ONE COPY OF THE DOMINANT VARIANT DETECTED]**

Also referred to as POSITIVE ONE COPY or POSITIVE HETEROZYGOUS. This result is associated with a disease that has a dominant mode of inheritance. One copy of the normal gene (wild type) and affected (mutant) gene is present. Appropriate treatment should be pursued by consulting a Veterinarian. This result can still be used to produce a clear offspring.

## **NORMAL BY PARENTAGE HISTORY**

The sample submitted has had its parentage verified by DNA. By interrogating the DNA profiles of the Dam, Sire and Offspring this information together with the history submitted for the parents excludes this animal from having this disease. The controls run confirm that the dog is NORMAL for the disease requested.

## **NORMAL BY PEDIGREE**

The sample submitted has had its parentage verified by Pedigree. The pedigree has been provided and details (genetic testing reports) of the parents have been included. Parentage could not be determined via DNA profile as no sample was submitted.

## **NO RESULTS AVAILABLE**


Insufficient information has been provided to provide a result for this test. Sire and Dam information and/or sample may be required. This result is mostly associated with tests that have a patent/license and therefore certain restrictions apply. Please contact the laboratory to discuss.

## **INDETERMINABLE**

The sample submitted has failed to give a conclusive result. This result is mainly due to the sample failing to "cluster" or result in the current grouping. A recollection is required at no charge.

## **DNA PROFILE**

Also known as a DNA fingerprint. This is unique for the animal. No animal shares the same DNA profile. An individual's DNA profile is inherited from both parents and can be used for verifying parentage (pedigrees). This profile contains no disease or trait information and is simply a unique DNA signature for that animal.



# Glossary of Genetic Terms (Results)



The terms below are provided to help clarify certain results phrases on your genetic report. The phrases below are those as reported by Orivet and may vary from one laboratory to the other.

## **PARENTAGE VERIFICATION/ QUALIFIES/CONFIRMED Or DOES NOT QUALIFY/EXCLUDED**

Parentage is determined by examining the markers on the DNA profile. A result is generated and stated for all DNA parentage requests. Parentage confirmation reports can only be generated if a DNA profile has been carried out for Dam, Offspring and possible Sire/s.

## **PENDING**

Results for this test are still being processed. Some tests are run independently and are reported at a later date. When completed, the result will be emailed. APPROVED COLLECTION METHOD (NO) The sample submitted for testing HAS NOT met the requirements recommended by member bodies for the DNA collection process.

## **TRAIT (PHENOTYPE)**

A feature that an animal is born with (a genetically determined characteristic). Traits are a visual phenotype that range from colour to hair length, and also includes certain features such as tail length. If an individual is AFFECTED for a trait then it will show that characteristic eg. AFFECTED for the B (Brown) Locus or bb will be brown/chocolate.

## **POSITIVE – SHOWING THE PHENOTYPE**

The animal is showing the trait or phenotype tested.

## **CLARIFICATION OF GENETIC TESTING**

The goal of genetic testing is to provide breeders with relevant information to improve breeding practices in the interest of animal health. However, genetic inheritance is not a simple process, and may be complicated by several factors. Below is some information to help clarify these factors.

The goal of genetic testing is to provide breeders with relevant information to improve breeding practices in the interest of animal health. However, genetic inheritance is not a simple process, and may be complicated by several factors. Below is some information to help clarify these factors.

- 1) Some diseases may demonstrate signs of what Geneticists call "genetic heterogeneity". This is a term to describe an apparently single condition that may be caused by more than one mutation and/or gene
- 2) It is possible that there exists more than one disease that presents in a similar fashion and segregates in a single breed. These conditions - although phenotypically similar - may be caused by separate mutations and/or genes.
- 3) It is possible that the disease affecting your breed may be what Geneticists call an "oligogenic disease". This is a term to describe the existence of additional genes that may modify the action of a dominant gene associated with a disease. These modifier genes may for example give rise to a variable age of onset for a particular condition, or affect the penetrance of a particular mutation such that some animals may never develop the condition.

The range of hereditary diseases continues to increase and we see some that are relatively benign and others that can cause severe and/or fatal disease. Diagnosis of any disease should be based on pedigree history, clinical signs, history (incidence) of the disease and the specific genetic test for the disease. Penetrance of a disease will always vary not only from breed to breed but within a breed, and will vary with different diseases. Factors that influence penetrance are genetics, nutrition and environment. Although genetic testing should be a priority for breeders, we strongly recommend that temperament and phenotype also be considered when breeding.

Orivet Genetic Pet Care aims to frequently update breeders with the latest research from the scientific literature. If breeders have any questions regarding a particular condition, please contact us on (03) 9534 1544 or [admin@orivet.com](mailto:admin@orivet.com) and we will be happy to work with you to answer any relevant questions.